

# TEST REPORT



APPLICANT : PURE O2

REPORT NO. : M287-20-01301

SAMPLE RECEIVED DATE : 2020-03-31

REPORT ISSUED DATE : 2020-04-21

PAGE : 1 OF 5

DESCRIPTION : ONE(1) PIECE OF SUBMITTED SAMPLE SAID TO BE LIQUID.

=====

ITEM : PURE O2 STICK

=====

TEST CONDUCTED : AS REQUESTED BY THE APPLICANT, FOR DETAILS PLEASE SEE ATTACHED PAGES.

=====

PREPARED AND CHECKED BY  
FOR FITI



HAK JOO LEE  
QUALITY MANAGER

AUTHORIZED BY  
FOR FITI



JE-GOO JUN  
PRESIDENT

※ Report Verification No.: S5V5-IG7F-Y7WD ※

(You can see the authenticity of your test report through the above "Report Verification No." at FITI homepage.)

## e-DOCUMENT SERVICE

The test results contained in this report are limited to results on the sample(s) that is provided by client and are not necessarily indicative or representative of the qualities of the lot from which the sample(s) was taken or of all products. Results contained in this report are not based on the quality certification of sample by the FITI quality certification program unless specifically requested by the client. Further use of the results of this report is prohibited unless allowed under a separate agreement set forth in an official document that is established between the client identified on this letter and the FITI. This test report is irrelevant to KS Q ISO/IEC 17025 and KOLAS accreditation.



**01. ANTIMICROBIAL ACTIVITY OF ANTIMICROBIAL AGENTS UNDER DYNAMIC CONTACT CONDITIONS  
( MODIFIED ASTM E2149 - 13a ) : CFU/mL, PERCENT REDUCTION OF BACTERIA %**

		BLANK	#1
BACTERIA-1	AT BEGINNING	$2.5 \times 10^5$	$2.5 \times 10^5$
	AFTER 24 h	$1.3 \times 10^5$	< 30
	PERCENT REDUCTION OF BACTERIA	-	99.9
BACTERIA-2	AT BEGINNING	$2.5 \times 10^5$	$2.5 \times 10^5$
	AFTER 24 h	$1.3 \times 10^5$	< 30
	PERCENT REDUCTION OF BACTERIA	-	99.9
BACTERIA-3	AT BEGINNING	$2.1 \times 10^5$	$2.1 \times 10^5$
	AFTER 24 h	$1.3 \times 10^5$	< 30
	PERCENT REDUCTION OF BACTERIA	-	99.9

NOTE) TEST SAMPLE CONCENTRATION : 2 %  
 BUFFER SOLUTION : PHOSPHATE BUFFER 50 mL(pH 7.2)  
 TEST BACTERIA : BACTERIA 1 - *Escherichia coli* ATCC 25922  
                   BACTERIA 2 - *Staphylococcus aureus* ATCC 6538  
                   BACTERIA 3 - *Salmonella typhimurium* KCTC 1925  
 SEE ATTACHED PHOTOS.

**\*\* End of The Report \*\***

**\*\* SAMPLE PHOTO \*\***




**e-DOCUMENT SERVICE**

The test results contained in this report are limited to results on the sample(s) that is provided by client and are not necessarily indicative or representative of the qualities of the lot from which the sample(s) was taken or of all products. Results contained in this report are not based on the quality certification of sample by the FITI quality certification program unless specifically requested by the client. Further use of the results of this report is prohibited unless allowed under a separate agreement set forth in an official document that is established between the client identified on this letter and the FITI. This test report is irrelevant to KS Q ISO/IEC 17025 and KOLAS accreditation.

- ANTIBACTERIAL ACTIVITY OF TEXTILES PHOTO : BACTERIA-1 : BLANK -



- ANTIBACTERIAL ACTIVITY OF TEXTILES PHOTO : BACTERIA-1 : #1 -




**e-DOCUMENT SERVICE**

The test results contained in this report are limited to results on the sample(s) that is provided by client and are not necessarily indicative or representative of the qualities of the lot from which the sample(s) was taken or of all products. Results contained in this report are not based on the quality certification of sample by the FITI quality certification program unless specifically requested by the client. Further use of the results of this report is prohibited unless allowed under a separate agreement set forth in an official document that is established between the client identified on this letter and the FITI. This test report is irrelevant to KS Q ISO/IEC 17025 and KOLAS accreditation.

REPORT NO.: M287-20-01301

PAGE : 4 OF 5

- ANTIBACTERIAL ACTIVITY OF TEXTILES PHOTO : BACTERIA-2 : BLANK -



- ANTIBACTERIAL ACTIVITY OF TEXTILES PHOTO : BACTERIA-2 : #1 -



### e-DOCUMENT SERVICE

The test results contained in this report are limited to results on the sample(s) that is provided by client and are not necessarily indicative or representative of the qualities of the lot from which the sample(s) was taken or of all products. Results contained in this report are not based on the quality certification of sample by the FITI quality certification program unless specifically requested by the client. Further use of the results of this report is prohibited unless allowed under a separate agreement set forth in an official document that is established between the client identified on this letter and the FITI. This test report is irrelevant to KS Q ISO/IEC 17025 and KOLAS accreditation.




REPORT NO.: M287-20-01301

PAGE : 5 OF 5

- ANTIBACTERIAL ACTIVITY OF TEXTILES PHOTO : BACTERIA-3 : BLANK -



- ANTIBACTERIAL ACTIVITY OF TEXTILES PHOTO : BACTERIA-3 : #1 -



## e-DOCUMENT SERVICE

The test results contained in this report are limited to results on the sample(s) that is provided by client and are not necessarily indicative or representative of the qualities of the lot from which the sample(s) was taken or of all products. Results contained in this report are not based on the quality certification of sample by the FITI quality certification program unless specifically requested by the client. Further use of the results of this report is prohibited unless allowed under a separate agreement set forth in an official document that is established between the client identified on this letter and the FITI. This test report is irrelevant to KS Q ISO/IEC 17025 and KOLAS accreditation.